



TEST INSTRUCTION MANUAL



Copyright 2011 © Australian Council for Educational Research

UNISelect Instruction Manual

UNISelect is a test of literacy and numeracy skills. Please follow the information provided in this manual to sit the **UNISelect** test.

GETTING READY

You are going to do a short assessment of your English and Mathematical skills.

There are 2 tests, an English test and a Maths test. You will do the English test first.

You have 30 minutes for each test. Do not expect to complete the whole test. Just do as much as you can in the time provided.

1. Turn the computer on and open a web browser (e.g. Internet Explorer) on your computer.
2. You are allowed blank paper for your rough work and may use a calculator.
3. As you are sitting a test, you cannot ask for help from anyone.
4. Each test is 30 minutes long.
5. Organise a clock or watch to time yourself.
6. Write the following on a piece of paper:

English Test

Start time: _____

Finish time: _____ (start time + 30mins)

Maths Test

Start time: _____

Finish time: _____ (start time + 30mins)

GETTING STARTED

1. Type in <http://uniselect.acer.edu.au>
[You will now have the following page in front of you.]



UNI select
quality online selection

Candidates
Please type in your username and password.

*Username

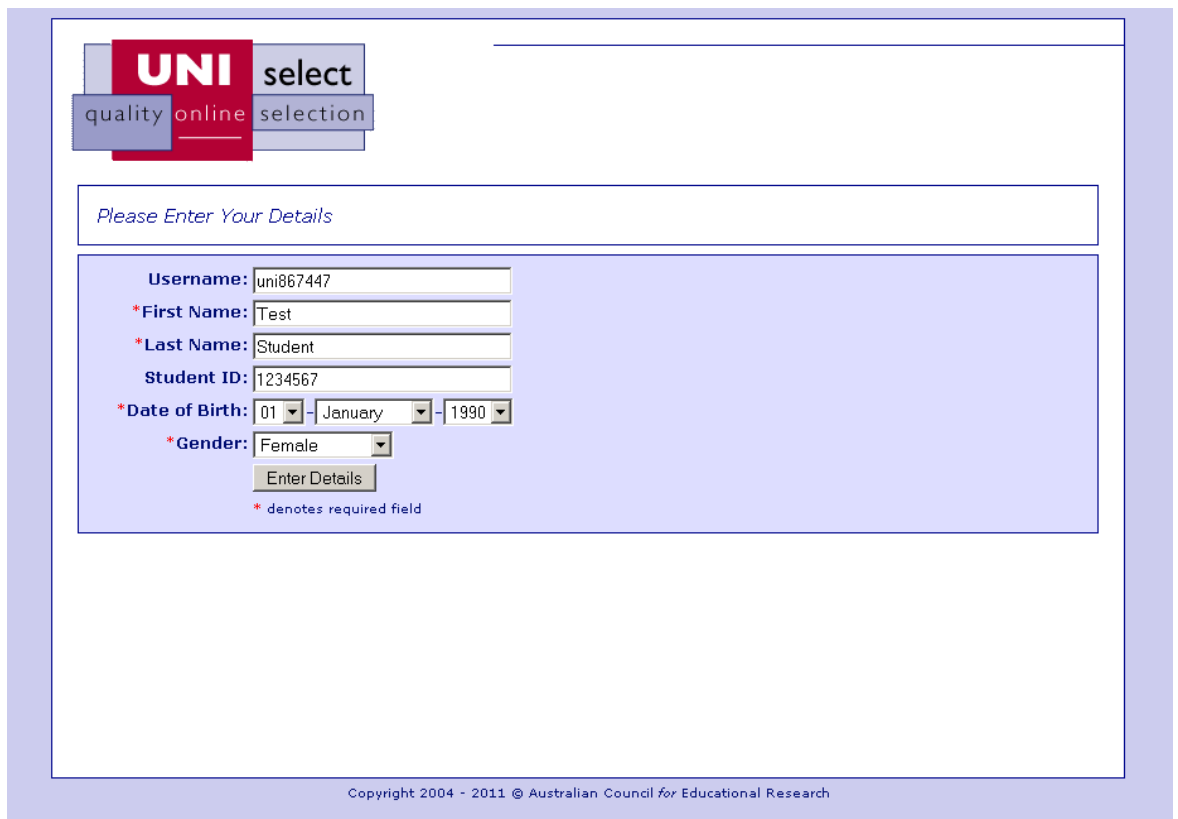
*Password

Login

* denotes required field

2. Fill in your **username** and **password**.
3. Click on the **Login** button.

[You will now have the following screen in front of you.]



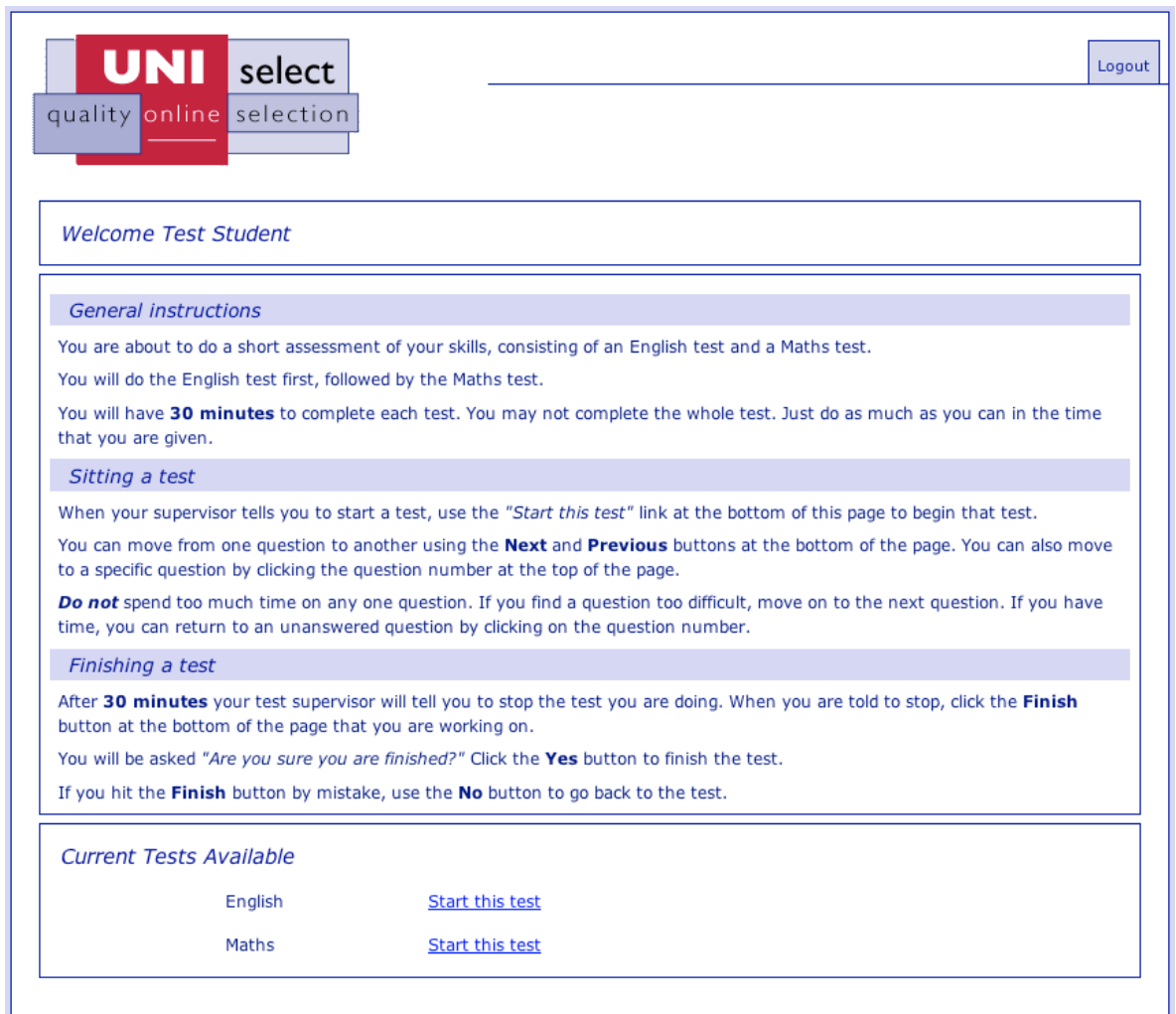
The screenshot shows a web form for 'UNI select' with the tagline 'quality online selection'. The form is titled 'Please Enter Your Details' and contains the following fields:

- Username:** uni867447
- *First Name:** Test
- *Last Name:** Student
- Student ID:** 1234567
- *Date of Birth:** 01 - January - 1990
- *Gender:** Female

There is an 'Enter Details' button and a note that '*' denotes a required field. The footer of the page reads 'Copyright 2004 - 2011 © Australian Council for Educational Research'.

4. Fill in your **First Name**, **Last Name**, **Candidate ID** (if you do not have a Candidate ID leave that space blank), **Date of Birth** and **Gender**.
5. Now click on the **Enter Details** button.

[You will now have the following screen in front of you. This is your Home page.]



The screenshot shows a web interface for 'UNI select' with the tagline 'quality online selection'. A 'Logout' button is in the top right. The main content is divided into three sections: a welcome message, general instructions, and a list of available tests.

UNI select
quality online selection

Logout

Welcome Test Student

General instructions

You are about to do a short assessment of your skills, consisting of an English test and a Maths test.
You will do the English test first, followed by the Maths test.
You will have **30 minutes** to complete each test. You may not complete the whole test. Just do as much as you can in the time that you are given.

Sitting a test

When your supervisor tells you to start a test, use the "Start this test" link at the bottom of this page to begin that test.
You can move from one question to another using the **Next** and **Previous** buttons at the bottom of the page. You can also move to a specific question by clicking the question number at the top of the page.
Do not spend too much time on any one question. If you find a question too difficult, move on to the next question. If you have time, you can return to an unanswered question by clicking on the question number.

Finishing a test

After **30 minutes** your test supervisor will tell you to stop the test you are doing. When you are told to stop, click the **Finish** button at the bottom of the page that you are working on.
You will be asked "Are you sure you are finished?" Click the **Yes** button to finish the test.
If you hit the **Finish** button by mistake, use the **No** button to go back to the test.

Current Tests Available

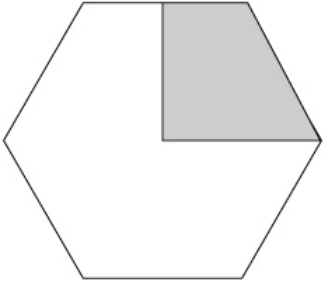
English	Start this test
Maths	Start this test

Please read through the test instructions on the Home page.

Below is a sample of a page showing the Question Numbers, the Next and Previous buttons, and the Finish button. This sample has a Maths question on it. The sample question is not a question in the test.

This is what you will see when you have started the test.

Maths Indigo Level Home



1	2	3	4	5
6	7	8	9	10
11	12	13	14	15
16	17	18	19	20
21	22	23	24	25
26	27	28	29	30
31	32	33	34	35
36	37	38	39	40

What fraction of this shape is shaded?

- $\frac{1}{4}$
- $\frac{1}{3}$
- $\frac{1}{6}$
- $\frac{1}{5}$

Finish Next

SITTING the TEST

1. Note down the test start time. Write down what time you must finish (+ 30mins)
2. Click on **Start this test** for the English test.
3. After 30 minutes, click on the **Finish** button. (Do not worry if you have not finished.)
4. You will be asked if you have finished. Click the **Yes** button.

[You will see the following screen.]



The screenshot shows a confirmation screen with the following elements:

- Logo: UNI select quality online selection
- Question: *Are you sure you are finished?*
- Buttons: I am finished. and Return to test.

You will be returned to the Home page screen to start your Maths test. Only the Maths test will now be available.

When you are ready, start the Maths test. Please follow the procedures above for doing the Maths test. **Make sure you write down the Start and Finish times of the Maths test.**

After you have clicked on the **Finish** button for the Maths test and confirmed that you want to finish the test, the following screen will appear on the computer.



The screenshot shows a web interface for 'UNI select' with the tagline 'quality online selection'. In the top right corner, there is a 'Logout' button. Below the header, there is a text input field containing 'Test Student'. A message box displays the text: 'You have completed your assessments. Thank you.'

Click on the **Logout** button in the top right hand corner.

You have now finished the tests.

Dropping Out

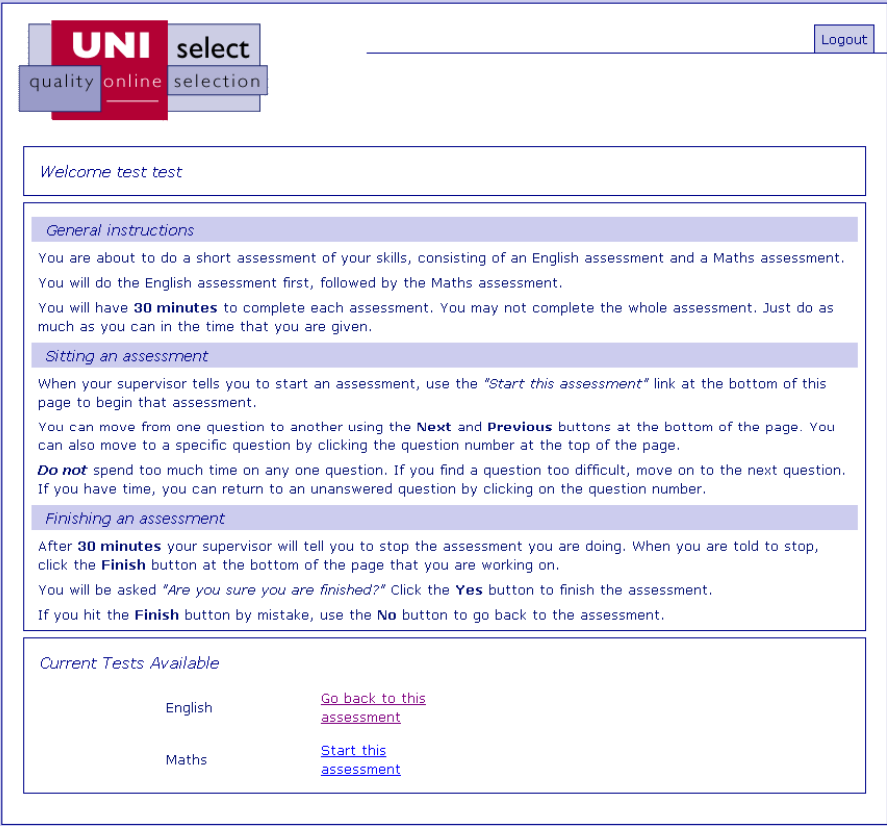
If you accidentally log out of the test you can return to the test at any time.

Scenario One

You accidentally click the Home button during the test. You will be returned to your Home page as shown below.

To return to the test click on the link “Go back to this assessment”.

You will be taken back to the last question answered before logging out.



The screenshot shows the UNI select online selection interface. At the top left is the UNI select logo with the tagline "quality online selection". At the top right is a "Logout" button. Below the header is a "Welcome test test" message. The main content area is divided into three sections: "General instructions", "Sitting an assessment", and "Finishing an assessment". The "Current Tests Available" section contains a table with two rows: English and Maths. The English row has a link "Go back to this assessment" and the Maths row has a link "Start this assessment".

Current Tests Available	
English	Go back to this assessment
Maths	Start this assessment

Copyright 2004 - 2009 © Australian Council for Educational Research

Scenario Two

You accidentally close the browser or the computer shuts down unexpectedly.

You will need to re-open the browser again and retype: <http://uniselect.acer.edu.au> . Re-enter your username and password and you will be taken back to the last question answered before logging out.

Scenario Three

You press the **Finish** button before completing the test. You can no longer get access to the test (Maths or English) that you have finished. You will need to request a new username and password from the university test administrator.