


U-Map and U-Multirank

European explorations of diversity and
transparency in higher education



LH Martin Institute / ESMU Conference
Melbourne, 20 October 2011

Jon File
CHEPS

U-Map

A university activity profiling tool

(“what a university does”)

U-Multirank

A university performance profiling instrument

(“how well a university does what it does”)

Both are multi-dimensional, user-driven, stakeholder designed, empirically based and applicable to all higher education institutions irrespective of their particular missions. (Both are also U-)

U-MAP

A University Profiling Tool

- Initiated by Frans van Vught and later CHEPS. EC financial support through four successive projects
- Designed and being implemented
- Four reports (2005, 2008, 2010, 2011 [forthcoming]); and a book (2009)
- Interactive design process (stakeholder approach)
- Tests on validity, reliability, feasibility in pilot phase
- Implementation in number of EU-member states

see: www.u-map.eu







U-map dimensions

- Teaching and learning
- Student profile
- Research involvement
- Knowledge exchange
- International orientation
- Regional engagement

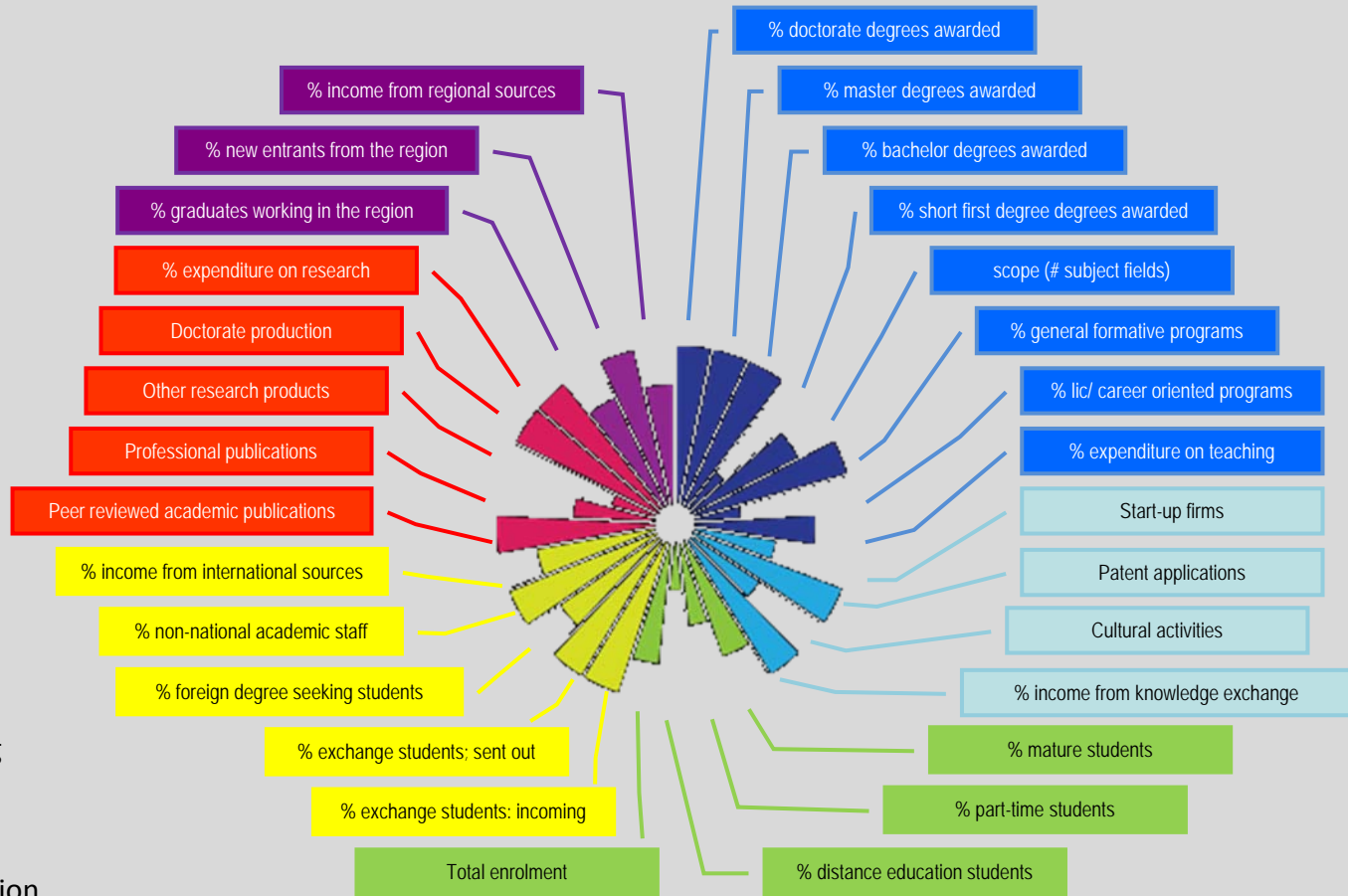
Institutional activity profiles

- Instrument to group higher education institutions and to characterise similarities and differences based on the actual activities of institutions
- sets of 'scores' on the six dimensions and their 29 indicators
- information for external stakeholders
- instrument for strategic institutional management
- base for benchmarking, for inter-institutional cooperation and for effective communication and profiling

U-Map profiles illustrated

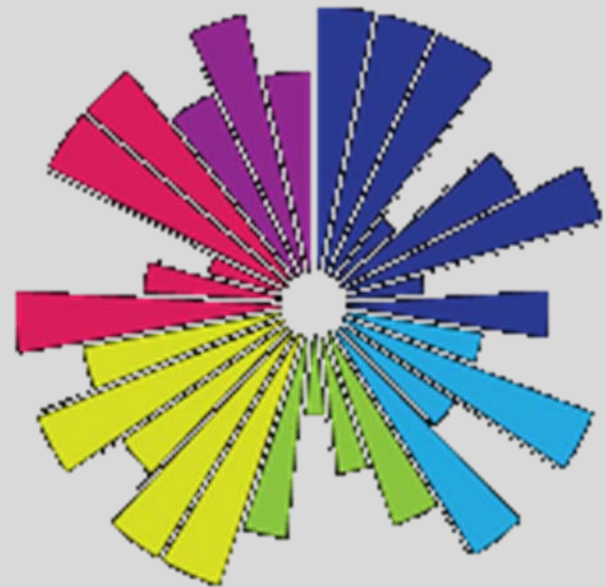
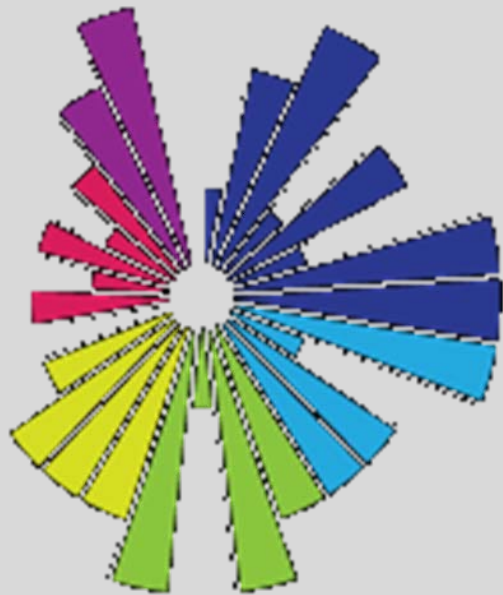
- Categorised scores (4 categories: typically no, some, substantial or major involvement)
- Colour coded
 -  Teaching and learning
 -  Knowledge transfer
 -  Student body
 -  International orientation
 -  Research involvement
 -  Regional engagement

The U-Map sunburst chart



- Teaching and learning
- Knowledge transfer
- Student body
- International orientation
- Research involvement
- Regional engagement

Diversity at a glance



- Teaching and learning
- Knowledge transfer
- Student body
- International orientation
- Research involvement
- Regional engagement

Portugal a “fresh look” at diversity



U-Map profiles online

The Portuguese profiles (confidentially)





U-Multirank

U-Multirank

A university performance
profiling instrument

A feasibility study

Critique of existing rankings

- focus on 'whole institutions' (ignoring internal variance)
- concentrate on 'traditional' research productivity and impact
- privilege the 'comprehensive research universities'
- aggregate performance into composite overall indicators
- use constructed 'league tables'
- language biases
- bias against humanities and social sciences

Designing an alternative: the EC call for Tender (2009)

- the design and a feasibility study of a multi-dimensional global ranking (not only European)
- multi-dimensional, not only research
- multi-level (institutional and 'field')
- all types of higher education and research institutions
- meet the interests of multiple stakeholders

The project

On the design and testing the feasibility of a new, multidimensional, global transparency instrument

Undertaken by:

CHERPA: the Consortium for Higher Education and Research Performance Assessment



CHEPS: Center for Higher Education Policy Studies (*lead partner*)



CHE: Centre for Higher Education (*lead partner*)



CWTS: Centre for Science and Technology Studies



Incentim: International Centre for Research on Entrepreneurship, Technology and Innovation Management



OST: Observatoire des Sciences et des Techniques



Institutional performance profiles

- multidimensional perspective
- no overall 'league tables'
- no composite institutional indicators
- two-level analysis (institutional and 'field')
- user driven approach with the option of specific 'authoritative rankings'
- 'performance profiles' in various dimensions

U-Multirank Indicators

Teaching and Learning

Focused Institutional

- Graduation rate
- Relative employment rate
- Expenditure on teaching
- Time to degree

Field based

- Student staff ratio
- Relative employment rate
- Graduation rate
- Qualifics. of staff
- Student satisfaction

Pilot study

- Two levels:
 - Institution (FIR)
 - Field (FBR)
- Global sample of higher education and research institutions: 159 from 57 countries, 2/3 from Europe, 109 completed institutional questionnaires (6 Australian universities)
- Two fields:
 - Business studies
 - Engineering (electrical and mechanical)

Pilot study (contd.)

- Self-reported institutional data by means of four online questionnaires:
 - U-Map (Institutional)
 - U-Multirank (Institutional level)
 - U-Multirank (department level)
 - Student survey
- International databases
 - Bibliographics
 - Patent data

Pilot study: conclusion

Some gaps to close, some further work on certain indicators – but in general all instruments and processes have been documented & tested and are feasible



VERSION 1.0 of
U-Multirank exists and
is ready for
implementation

A demonstration of what we have in mind

Choose the type of ranking
you are interested in.

Ranking of
institutions

Ranking of Business
studies programs

Ranking of Electrical
engineering programs



Selection of matching institutions (1)

Teaching & learning

Subjects covered

- specialised*
- comprehensive/broad*

Degree level focus

- doctorate/master*
- bachelor*

Orientation of degrees

- general formative*
- professional*

% Expenditure on teaching

- major/substantial*
- some/none*

Student profile

Mature students

- major/substantial*
- some/none*

Part time students

- major/substantial*
- some/none*

Distance education

- major/substantial*
- some/none*

Total enrolment

- very large/ large*
- medium sized/ small*

Research involvement

Academic publications

- major/ substantial*
- some/ none*

Professional publications

- major/ substantial*
- some/ none*

Other research products

- major/ substantial*
- some/ none*

Doctorate production

- major/ substantial*
- some/ none*

% Expenditure on research

- major/ substantial*
- some/ none*

Knowledge transfer

Start-up firms

- major/ substantial*
- some/ none*

Patent applications

- major/ substantial*
- some/ none*

Cultural activities

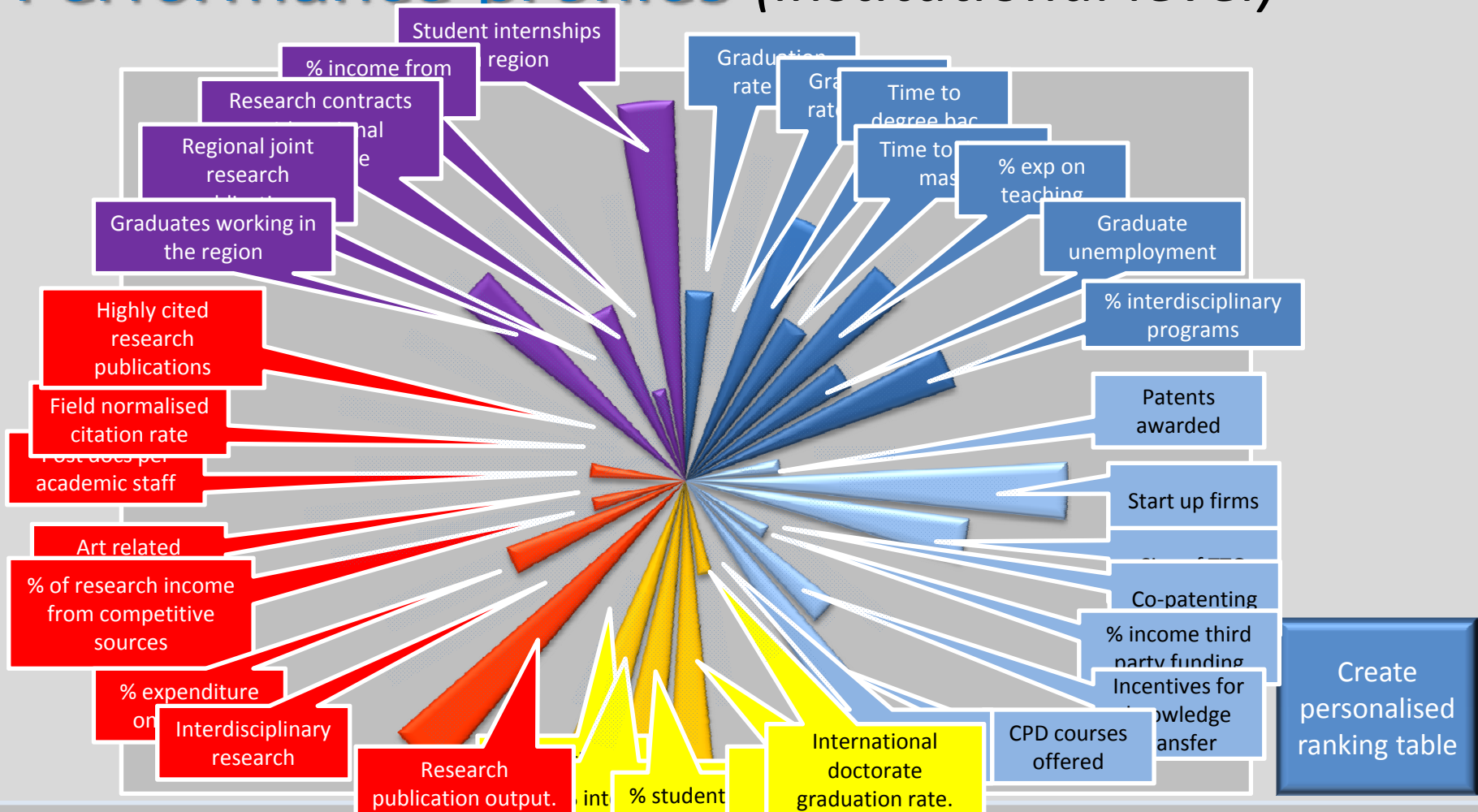
- major/ substantial*
- some/ none*

Income knowledge transfer

- major/ substantial*
- some/ none*



Performance profiles (institutional level)



Create personalised ranking table

4



98



111



148



152



196

196

Personalise your ranking

Teaching & learning

- graduation rate; bachelor
- graduation rate; master
- time to degree; bachelor
- time to degree; master
- % expenditure on teaching
- graduate unemployment
- interdisciplinary programs

Research

- research publication output
- interdisciplinary research publ.
- % expenditure on research
- % income from comp. sources
- art related research output
- post docs
- field normalised citation rate
- highly cited publications

Knowledge transfer

- patents awarded
- start-up firms
- size of TTO
- co-patents
- % income third party funding
- incentives knowledge transfer
- CPD courses offered
- university-industry joint publ.

International orientation

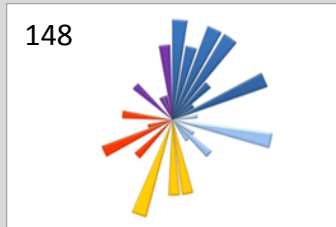
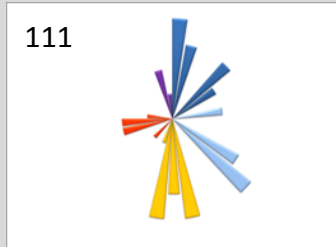
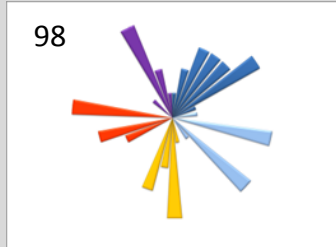
- internat. doct. graduation rate
- programs in foreign language
- stud in joint degree programs
- % international academic staff
- internat. joint research publ.

Regional engagement

- graduates working in region
- regional joint research publ.
- research contracts reg. firms
- % income from reg. sources
- student internships in region

Show
personalised table

Personalised institutional ranking



code of institution	% income third party funding	incentives for KT	CPD courses offered	Res contract with regional firms	% Income from regional sources	Student internships in region
4	●	●	●	NA	●	NA
98	NA	●	●	●	●	●
111	●	●	NA	NA	●	●
148	●	●	●	●	●	●
152	NA	●	●	NA	●	●
196	●	●	●	●	●	●
222	NA	●	●	●	●	NA
293	●	●	●	●	●	●

sort



EC's Modernisation Agenda: Supporting Growth and Jobs - an agenda for the modernisation of Europe's higher education systems

COM (2011) 567/2 September 2011

The European Commission will:

- **Launch U-Multirank: a new performance-based ranking and information tool for profiling higher education institutions**, aiming to radically improve the transparency of the higher education sector, with first results in 2013. By moving beyond the research focus of current rankings and performance indicators, and by allowing users to create individualised multidimensional rankings, this independently run tool will inform choice and decision-making by all higher education stakeholders.

