2013 – 2014

ALC Report

Viviana Golding
Project Director

Jaclyn Bates
Project Officer

Report – 2013 and 2014

The Program

The certificate levels and languages offered in 2013 were:

- **Certificate 1** in Chinese, French, German, Indonesian, Italian, Japanese and Spanish. This level is aimed at students in upper primary and lower secondary school with up to 100 hours of language instruction. Students undertake a 20-25 minute listening task based on spoken materials heard on CD.

- **Certificate 2** in Chinese, French, German, Indonesian, Italian and Japanese. This level is for students with 100-200 hours of language instruction. Students undertake a 30-40 minute reading task and a 25 -30 minute listening task.

- **Certificate 3** in French, German, Italian and Japanese. This level is for students with 200-300 hours instruction. Students undertake a 30-40 minute reading task and a 25-30 minute listening task.

The certificate levels and languages offered in 2014 were:

- **Certificate 1** in Chinese, French, German, Indonesian, Italian, Japanese and Spanish. This level is aimed at students in upper primary and lower secondary school with up to 100 hours of language instruction. Students undertake a 20-25 minute listening task based on spoken materials heard on CD.

- **Certificate 2** in Chinese, French, German, Indonesian, Italian, Japanese and Spanish. This level is for students with 100-200 hours of language instruction. Students undertake a 30-40 minute reading task and a 25 -30 minute listening task.

- **Certificate 3** in French, German, Italian and Japanese. This level is for students with 200-300 hours instruction. Students undertake a 30-40 minute reading task and a 25-30 minute listening task.

School and Student Participation

Table 1 shows the actual student registration figures for each language in 2013.

Table 2 shows the actual student registration figures for each language in 2014.

School numbers refer to the number of schools participating in the language at certificate level.

Table 1: Number of students registered to participate in the Assessment of Languages Competence Certificate Program 2013

Language	Number of students registered	% of total registrations	Schools registered
Chinese Certificate 1	589	2.4	41
Chinese Certificate 2	750	3.0	49
French Certificate 1	3830	15.5	130
French Certificate 2	3903	15.8	170
French Certificate 3	1701	6.9	142
German Certificate 1	932	3.8	60
German Certificate 2	1248	5.0	84
German Certificate 3	438	1.8	54
Indonesian Certificate 1	616	2.5	32
Indonesian Certificate 2	614	2.5	42
Italian Certificate 1	1837	7.4	62
Italian Certificate 2	1684	6.8	69
Italian Certificate 3	670	2.7	54
Japanese Certificate 1	2393	9.7	126
Japanese Certificate 2	1987	8	154
Japanese Certificate 3	980	3.9	123
Spanish Certificate 1	573	2.3	43
Total registrations	**24745**	**100**	

There was a decrease in total registrations for *ALC* in 2013 compared to 2012.

Registrations increased slightly in 2013 for German Certificate 2 only.

Table 2: Number of students registered to participate in the Assessment of Languages Competence Certificate Program 2014

Language	Number of students registered	% of total registrations	Schools registered
Chinese Certificate 1	942	3.7	50
Chinese Certificate 2	1031	4.1	54
French Certificate 1	3338	13.1	106
French Certificate 2	3967	15.6	145
French Certificate 3	2229	8.8	105
German Certificate 1	1159	4.6	47
German Certificate 2	1079	4.3	71
German Certificate 3	488	1.9	54
Indonesian Certificate 1	464	1.8	27
Indonesian Certificate 2	686	2.7	36
Italian Certificate 1	2060	8.1	55
Italian Certificate 2	1601	6.3	57
Italian Certificate 3	821	3.2	39
Japanese Certificate 1	1625	6.4	103
Japanese Certificate 2	1878	7.4	129
Japanese Certificate 3	1142	4.5	95
Spanish Certificate 1	525	2.1	35
Spanish Certificate 2	361	1.4	31
Total registrations	**25396**	**100**	

This is a small increase on the total number of student registrations in 2013.

Registrations increased in 2014 for:

- Chinese Certificate 1
- Chinese Certificate 2
- French Certificate 2
- French Certificate 3
- German Certificate 1
- German Certificate 3
- Indonesian Certificate 1
- Indonesian Certificate 2
- Italian Certificate 1
- Italian Certificate 3
- Japanese Certificate 3

Figure 1 shows the number of school registrations by Australian State or Territory, Asia, Fiji and New Zealand for 2013.

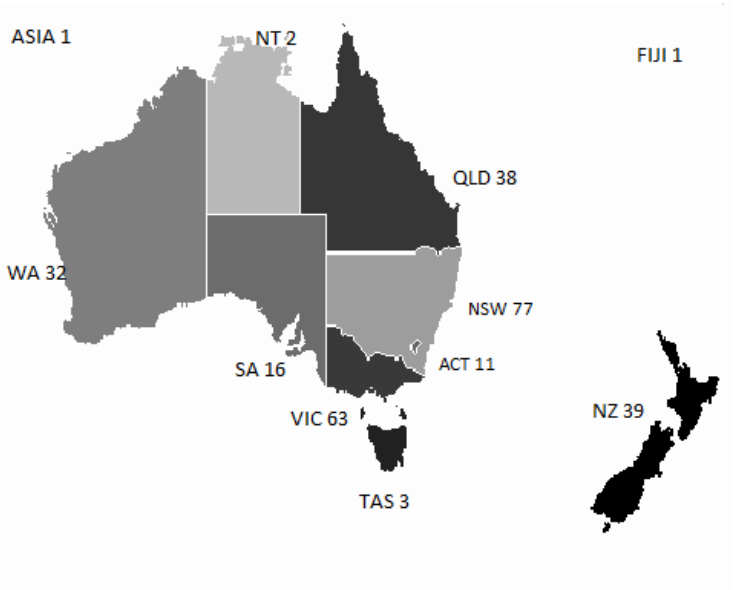

Figure 1: 2013 School registrations by Australian State/Territory, Asia, Fiji and New Zealand.

There were fewer schools overall in 2013. Tasmania was the only state to experience an increase in school registrations.

Figure 2 shows the number of school registrations by Australian State or Territory, Asia, Fiji and New Zealand for 2014, whilst Figure 3 shows student registrations.

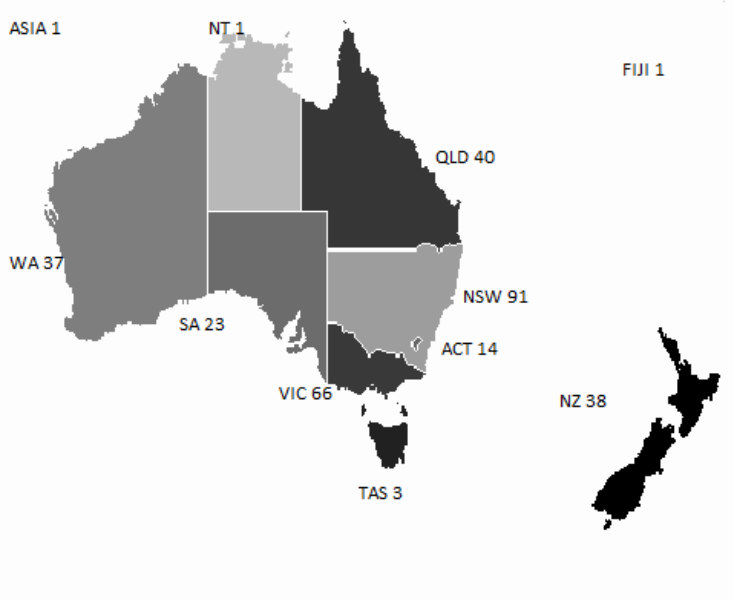

Figure 2: 2014 School registrations by Australian State/Territory, Asia, Fiji and New Zealand.

More schools registered in 2014 than in 2013. The following states experienced an increase in total schools registering for the *ALC*:

- ACT
- NSW
- QLD
- SA
- VIC
- WA

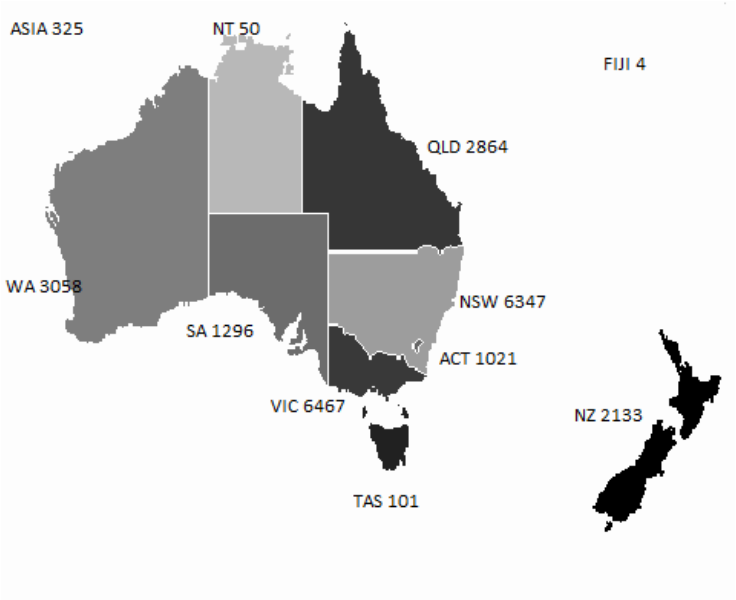

Figure 3: 2014 Student registrations by Australian State/Territory, Asia, Fiji and New Zealand.

Student registrations by Australian State/Territory, Asia, Fiji and New Zealand for 2013 were not collated. Tasmania is the only state to have experienced an increase in student registration numbers, when comparing with the data collected in 2012 and 2014.

Table 3 shows student registrations according to gender for 2013.

Table 4 shows student registrations according to gender for 2014.

Table 3: Breakdown of gender per language, 2013

Language	Female	Male
Chinese Certificate 1	391	162
Chinese Certificate 2	336	367
French Certificate 1	2658	1106
French Certificate 2	2705	967
French Certificate 3	1252	350
German Certificate 1	583	411
German Certificate 2	655	439
German Certificate 3	286	141
Indonesian Certificate 1	297	237
Indonesian Certificate 2	310	224
Italian Certificate 1	1062	581
Italian Certificate 2	1225	348
Italian Certificate 3	461	143
Japanese Certificate 1	1397	853

Japanese Certificate 2	1160	703
Japanese Certificate 3	659	286
Spanish Certificate 1	396	101
Total	15833	7419

Note: 33 students did not provide information on their gender

Table 4: Breakdown of gender per language, 2014

Language	Female	Male
Chinese Certificate 1	461	277
Chinese Certificate 2	431	383
French Certificate 1	2224	843
French Certificate 2	2457	920
French Certificate 3	1063	321
German Certificate 1	563	368
German Certificate 2	568	378
German Certificate 3	258	129
Indonesian Certificate 1	233	166
Indonesian Certificate 2	352	219
Italian Certificate 1	1350	558
Italian Certificate 2	1185	311
Italian Certificate 3	405	86
Japanese Certificate 1	1053	485
Japanese Certificate 2	1120	565
Japanese Certificate 3	564	285
Spanish Certificate 1	313	124
Spanish Certificate 2	206	106
Total	14806	6524

Note: 12 students did not provide information on their gender

Not surprisingly, and consistent with past years, the number of girls taking part in the Certificate tests still outweighs the number of boys. As in 2010 and 2011, the number of girls is more than double the number of boys in 2013 and 2014. Interestingly, the only growth in 2013 and 2014 was boys participating in Chinese Certificate 2.

Tables 5, 6 and 7 show registrations according to year level, by language and certificate for 2013.

Table 5: Certificate 1 participants by year level and language, 2013

Year	Chinese	French	German	Indonesian	Italian	Japanese	Spanish	Total
5-6	0	8	4	13	116	58	0	199
7	30	211	72	6	201	283	1	804
8	232	1765	561	313	699	782	87	4439
9-13	287	1770	354	202	622	1112	409	4756

Note: 41 Certificate 1 students did not provide information on their year level

Table 6: Certificate 2 participants by year level and language, 2013

Year	Chinese	French	German	Indonesian	Italian	Japanese	Total
5-6	0	11	15	0	15	66	107
7	8	17	16	0	15	9	65
8	78	114	4	0	57	36	289
9	233	1404	428	205	745	479	3494
10	221	1759	521	265	563	1027	4356
11	118	258	64	40	100	173	753
12	36	57	29	19	60	61	262
13	2	1	0	0	2	1	6

Note: 131 Certificate 2 students did not provide information on their year level

Table 7: Certificate 3 participants by year level and language, 2013

Year	French	German	Italian	Japanese	Total
5-6	0	0	0	4	4
7	0	0	0	7	7
8	0	1	16	5	22
9	21	1	18	9	49
10	282	25	187	87	581
11	873	287	260	470	1890
12	352	107	120	325	904
13	60	5	0	33	98

Note: 28 Certificate 3 students did not provide information on their year level

Tables 8, 9 and 10 show registrations according to year level, by language and certificate for 2014.

Table 8: Certificate 1 participants by year level and language, 2014

Year	Chinese	French	German	Indonesian	Italian	Japanese	Spanish	Total
5-6	1	14	7	0	115	31	0	168
7	87	194	21	37	286	112	0	737
8	246	1204	542	191	822	498	91	3594
9-13	404	1645	359	170	678	888	341	4485

Table 9: Certificate 2 participants by year level and language, 2014

Year	Chinese	French	German	Indonesian	Italian	Japanese	Spanish	Total
5-6	1	12	14	0	28	66	0	121
7	71	40	14	12	10	11	0	158
8	148	218	18	10	80	21	1	496
9	159	1229	314	221	711	450	43	3127
10	256	1585	488	250	417	841	93	3930
11	114	185	61	49	186	217	105	917
12	50	54	16	21	37	53	59	290
13	1	0	0	0	0	0	7	8

Table 10: Certificate 3 participants by year level and language, 2014

Year	French	German	Italian	Japanese	Total
5-6	0	0	0	10	10
7	7	1	6	0	14
8	11	0	5	1	17
9	17	4	20	9	50
10	248	52	150	78	528
11	647	229	176	105	1157
12	406	89	123	59	677
13	23	9	0	7	39

The role of ACER

The *ALC* continues to be entirely funded and administered by ACER. ACER provides test development expertise, publishing, IT, data analysis, and general administration support for the tests.

Writers

The *ALC* project is indebted to the Languages specialists who work under contract to ACER to write the materials for particular languages.